



迪诺斯

Denox Environment

DENOX ENVIRONMENTAL & TECHNOLOGY
HOLDINGS LIMITED

Uv -Åi>pP"®!

€õš Ê¥W Óm~P"®!•

p...pîj1452

• , S
2022



	2
M	4
	13
	17
	18
	20
	22
	23

Cricket Square
Hutchins Drive
P.O. Box 2681
Grand Cayman, KY1-1111
Cayman Islands

248
D•0

7

•7.
128
UC• - 1507
00070

Conyers Trust Company (Cayman) Limited
Cricket Square
Hutchins Drive
P.O. Box 2681
Grand Cayman, KY1-1111
Cayman Islands

0

Y3
0
-R16
D•7

0
•7
g

g

www.china-denox.com

p

01452

2022-2022

e 2022

2022 d7 dtk

8 2022

GDP 1.5% fl•dK GDP 0.4%

d GDP % Yh8

Y f

1. f-

(1) 815-6 1

lf

(2) 7-e % e yk 89 Y

6 H Y 0

(3) 0 V 022

f

%

2. [redacted]

(1) 9 [redacted]

2022 [redacted] 9V [redacted] 438

H [redacted] [redacted] [redacted] b

[redacted] 17

Hd [redacted] 022

[redacted] 6 [redacted] 38

H6 [redacted] [redacted] p [redacted] [redacted]

[redacted] 022

[redacted] 6 [redacted] 3

H [redacted] 37 ([redacted] [redacted] 16

H [redacted]

fy [redacted]

2022 [redacted] [redacted] [redacted] dY [redacted]

- [redacted] 7 • e [redacted] [redacted] gY [redacted] [redacted] 7e [redacted] [redacted]
[redacted] [redacted] Hd [redacted] [redacted] 8 [redacted] [redacted] b [redacted]

- 1 2021 [redacted] [redacted] % 886 [redacted] [redacted] [redacted] % 8Ym [redacted] [redacted]
[redacted] 2 H [redacted] Y [redacted] [redacted]

- [redacted] q [redacted] [redacted] TO [redacted] [redacted] m [redacted] [redacted] RT0886Y
[redacted]

- [redacted] [redacted] sm [redacted] [redacted] d [redacted] [redacted] 886Y [redacted]

(2)

■

2022 年 7 月 7 日

7 月 7 日 下午 2 时

会议

会议编号: 20220707-001

地点

2022 年 7 月 7 日

会议记录

■

会议记录

2022 年 7 月 7 日 下午 2 时

会议记录

1. 会议议程

2. 会议内容

3. 会议结论

022

h

1e M-h d V 0 h
dix f A d1 Y
9

2e %
% - M

7

1e 7

h 8 b f
v e
t d 1 f v d
f

2e -

% - 8
f 8
d -
h d 8
f

	2022	2021	2020	2019
	€	€	€	€
Operating income	28,236	81.0	26,174	84.1
Operating expenses	5,950	17.1	4,617	14.8
Operating profit	658	1.9	329	1.1
Operating profit before taxes	34,844	100	31,120	100.0

Operating profit before taxes increased by 11.9% to 34,844 million euros.

f

Operating income increased by 8.2% to 28,236 million euros.

Operating expenses increased by 26.2% to 5,950 million euros.

0.6%

down

Operating profit increased by 60.7% to 658 million euros.

Operating profit before taxes increased by 11.9% to 34,844 million euros.

Operating profit before taxes increased by 11.9% to 34,844 million euros.

0.3%

Operating profit

Operating profit before taxes

Operating profit before taxes

Operating profit before taxes

4.7% 5.5% | 0.9%

A

A E e 8 | A

9.5% 10% | 0.7%

3.4%

d 8

Y

gd | 0.1

X

0.1%

d | 0.4

X

0.0%

t-BU

1 | d

t 46.8

dS 51.7

d •

3.4

dS 1.4

X

d

(dS)

gd •

dS d

2.0

g d .1
a

e

d U .4

d .4

d e .2

1. f

d n

d S

d d S •

L d

S I e L du

•

Covid-19

COVID-19

COVID-19 d 7

f COVID-19

YB 5 M

(M 8 YB % f

200

1. 2020 年 1 月 1 日起实施 A 类
 6H) 相关政策
 2. 2020 年 1 月 1 日起实施 A 类
 3. 2020 年 1 月 1 日起实施 A 类
 4. 2020 年 1 月 1 日起实施 A 类
 5. 2020 年 1 月 1 日起实施 A 类
 6. 2020 年 1 月 1 日起实施 A 类

2020 年 1 月 1 日起实施 A 类

17 项

XV d KXV

7 8

Y
K352

p f p

•				24,612,477 (L)	4.98%
	a		•	153,031,609 (L)	30.98%
•			•	51,075,015 (L)	10.34%
	a		•	8,887,475 (L)	1.80%
•			•	2,962,474 (L)	0.60%
	a		•		

1. 8
2. 94,037,000pp
3. 153,031,609 pp Advant Performance Limited 7 d
4. 51,075,015pp EC Technology Limited
5. 8,887,475pp Global Reward Holdings Limited f
6. 2,962,474pp Line Treasure Asia Holdings Limited 5 d p f

Advant Performance

EEC Technology

5 d

d
Yp d KXV
K352


7 8

336pp/h

Advant Performance

5%

EEC Technology



Advant Performance

EEC

153,031,609 (L)

30.98%

EEC Technology

EEC

51,075,015 (L)

10.34%

1.

2.

94,037,000pp

Advant Performance

KXV

K 336

2 30

31

33

33

4e

33



GH 6v
S d d f

C.2.1f

Y al g d S 9
S (D)

M7

e

e

13.51B(1)

1. 982

2. BA 26Y

19.05(2)

,7K62X 16

X

d

X

20

5v University of Huddersfield, The University of Law,

d Y6p f


262a

2

9 3.10(2) 3.21 8

26/2a d (u

6A e6 f



	7	34,844	31,120
V		(28,443)	(27,523)
		6,401	3,597
V		(5,880)	(4,691)
A		(9,495)	(7,742)
	8	620	(155)
		11	-
	20	-	6,591
	9	55	64
	9	(152)	(180)
		(8,440)	(2,516)
	10	-	-
		(8,440)	(2,516)
		2,278	(644)
		2,278	(644)
		(6,162)	(3,160)
		(8,440)	3,009
		-	(5,525)
		(8,440)	(2,516)
		(6,162)	2,365
		-	(5,525)
		(6,162)	(3,160)
	11	(0.017)	0.006

		d	dS
e	12	46,147	46,751
4		12,256	14,455
		102	91
		339	1,135
a	16	851	-
		59,695	62,432
t			
	13	140,582	122,035
q	14	20,277	34,957
2D	15	1,690	15,091
k2-		11,415	14,287
a	16	3,329	5,626
	16	73,404	71,359
		250,697	263,355
		310,392	325,787
a		2,595	3,966
		2,515	2,669
		5,110	6,635
t			
q	17	12,083	13,052
		7,800	10,279
		78,230	82,323
		308	308
a		1,799	1,966
		3,703	3,703
		103,923	111,631
		109,033	118,266
		201,359	207,521

1

d



















		d	dS
	18	31,423	31,423
		169,936	176,098
		201,359	207,521
		310,392	325,787

		2022	2021	2020	2019	2018	2017	2016	2015
Operating Profit		31,423	849,824	(552,410)	31,283	(138,673)	221,447	13,989	235,436
Finance Income		-	-	-	-	3,009	3,009	(5,525)	(2,516)
Finance Expenses		-	-	-	(644)	-	(644)	-	(644)
Share of Profit of Associates		-	-	-	(644)	3,009	2,365	(5,525)	(3,160)
Other Income	(i)	-	-	-	618	(618)	-	-	-
Other Expenses	20	-	-	-	(839)	839	-	(8,464)	(8,464)
Profit Before Tax		31,423	849,824	(552,410)	30,418	(135,443)	223,812	-	223,812

	2021	2020	2019	2018	2017	2016
Průmysl a stavebnictví	31,423	849,824	(552,410)	28,814	(150,130)	207,521
Obchod	-	-	-	-	(8,440)	(8,440)
Služby	-	-	-	2,278	-	2,278
Společnost	-	-	-	2,278	(8,440)	(6,162)
Průmysl a stavebnictví	31,423	849,824	(552,410)	31,092	(158,570)	201,359

☒

- i) **Průmysl a stavebnictví** 76Y
Obchod Y, **Služby** f
 g d 5 d 18,00 d

	(70)	(28,954)
  e    t  d  d 	 (1,236) (917) – – 2,363	 (3,839) (1,207) 15,355 3,418 1,879
 X	210	15,606
D   	 (254) (152)	 (1,023) (180)
D  X	(406)	(1,203)
	(266)	(14,551)
	71,359	84,967
 B 	2,311	(633)
	73,404	69,783

1. ██████████

██████████ 2

██████████

██████████ 3 ██████████ d██████████ h██████████ ██████████ I██████████ ██████████ ricket

Square, Hutchins Drive, P.O. Box 2681, Grand Cayman KY1-1111, Cayman Islands

I██████████ ██████████ ██████████ ██████████

██████████ ██████████ Advant Performance Limited

██████████

██████████ (██████████

██████████ S██████████ S██████████ ██████████ I██████████ ██████████ f

I██████████ ██████████ ██████████ ██████████ ██████████

██████████ ██████████ ██████████ ██████████ ██████████ ██████████ ██████████

Y██████████ ██████████ 7 f██████████ 7 hY██████████ ██████████ ██████████ dI██████████ ██████████ ██████████

██████████

██████████ ██████████ X██████████ ██████████ X██████████

██████████ ██████████ (██████████ ██████████ 62af

2. ██████████

██████████ ██████████ d██████████ ██████████ ██████████ ██████████

██████████ ██████████ ██████████ ██████████ ██████████

3██████████ ██████████ ██████████ ██████████

██████████ ██████████ 6

YG██████████ ██████████ I██████████ ██████████ ██████████ ██████████ dS██████████

I██████████ ██████████ ██████████ S██████████ ██████████



g d

3. 7

A g d

n C f

o1

A

7 e Yd

7 1 e

7 3 f

7 1 g d m a-

7

7 S g g

Y 1

Y

4.

☒ ☒ ☒ ☒ ☒
☒ ☒ ☒ ☒
☒ ☒ ☒ ☒ ☒

☒ ☒ 1 ☒ A ☒
8 ☒ ☒ d ☒

5.

☒
☒ ☒ ☒ ☒ ☒ ☒
☒ ☒ ☒

☒ ☒ ☒ d ☒ ☒ ☒
8 ☒ ☒ ☒ ☒ ☒ ☒ g ☒
t ☒

☒ ☒ ☒ ☒

K ☒ ☒ ☒ ☒ i ☒ ☒ f

Kgt ☒ ☒ ☒ i ☒ ☒ f

☒ ☒ d i ☒ a ☒ ☒ ☒
☒ ☒ E f



2022

6. 1

1
f (1)
(

7. 1

3

	2022	2021
75		
2		
- V		
•	28,236	26,174
•	5,950	4,617
•	658	329
	34,844	31,120

H i S

8. 

	2022	
	2022	2021
A	207	60
	463	(69)
e	(68)	(194)
	18	48
	620	(155)

2022 12 31 080,000
 2021 12 31 54,000
 2022 12 31
 2021 12 31

9. 

	2022	
	2022	2021
	55	64
a	(152)	(180)



Decorative graphic element consisting of a square with internal patterns.

10. ■

Decorative graphic element consisting of a square with internal patterns.
Decorative graphic element consisting of a square with internal patterns.

Decorative graphic element consisting of a square with internal patterns.
Decorative graphic element consisting of a square with internal patterns.

Decorative graphic element consisting of a square with internal patterns.

Decorative graphic element consisting of a square with internal patterns.

Decorative graphic element consisting of a square with internal patterns.
Decorative graphic element consisting of a square with internal patterns.

Decorative graphic element consisting of a square with internal patterns.
Decorative graphic element consisting of a square with internal patterns.

11. 2022

2022

	2022	2021
2022 2021 2020	(8,440)	3,009
2022 2021 2020	494,037	494,037

2022
 2021
 2020

12. 2022

2022, 032,000

2021, 115,000

2020, 194,000

2022, 038,000

2022

2021



13. Table 13

a	17,392	20,467
	2,565	1,262
	20,388	22,208
	100,237	78,098
	140,582	122,035

8,443,000

7,523,000

14. Table 14

q	23,845	38,791
	(3,568)	(3,834)
	20,277	34,957

Table 14

S	12,129	18,332
SG	4,521	7,951
Gg	3,258	7,413
g	369	1,261
	20,277	34,957

15. 2022

	2022 2021	2022 2021
2022 2021	1,690	15,091

2022
 2021

16. a) 2022

a)

2022

2021

2022

2021

2022

2021

2022

0.05%

0.35%

17. 2022

	2022 2021	2022 2021
2022 2021	12,083	13,052

2022

	2022 2021	2022 2021
2022 2021	10,133	12,960
2022 2021	1,038	-
2022 2021	820	45
2022 2021	92	47
	12,083	13,052



d

18.

--	--	--

.01 wp

,

dS

S

5,000,000

50,000

	pf wp	pl
--	----------	----

.

dS

S

494,037

31,423

H p e

19.

	d	dS
--	---	----

.

1 e

Y

1,400

1,400

161

1,114

.

(i) SX v g b

n ,000,000

dS U 000,000

40%

f

20. 公允价值

公允价值计量结果所属的层次

15,401,000.00 元 公允价值计量结果所属的层次为第一层次

公允价值计量的方法

公允价值计量的方法为：按照公允价值计量的方法

公允价值计量的方法	9,674
公允价值计量的方法	7,266
公允价值计量的方法	2,503
公允价值计量的方法	4,119
公允价值计量的方法	698
公允价值计量的方法	119
公允价值计量的方法	795
公允价值计量的方法	(6,734)
公允价值计量的方法	(3,849)
公允价值计量的方法	(1,291)
公允价值计量的方法	13,300
公允价值计量的方法	(6,517)
公允价值计量的方法	6,783
公允价值计量的方法	15,401
公允价值计量的方法	(13,300)
公允价值计量的方法	6,517
公允价值计量的方法	8,618
公允价值计量的方法	15,401
公允价值计量的方法	(795)
公允价值计量的方法	14,606



21. (a)

(a) (i)



(ii)

(iii)

(b) (i)

(i) 6 Y S m
- 313,000 d a
300,000 d 87,000 f
d

(ii) 6 Y S m
X 4,000 d S a
f d
d